

BED BUGS ARE BACK!

BED BUG PROOF
Bedding Encasements

PROTECT·A·BED™

Every Mattress Needs Protection™

www.protectabed.com

Bed Bugs Are Back

Since the late 90's bed bugs have made a comeback and have returned stronger than ever. Hypotheses for the resurgence include:

- Increased international travel
- Changing pest control methods
- Bed bugs developing an immunity to insecticides

Infestations have been found in high and low-end residential areas, hotels, hospitals, nursing homes, movie theaters, retail stores, airplanes, universities and public schools.

Bed bugs come out for meals at nighttime and feed exclusively on blood. Their bites feel and even look similar to a mosquito bite. Often they are painless and result in small, red, itchy bumps along the body. Some people are unaware that they've been bitten and may not see any bites for days.

Protect-A-Bed's lab tested and industry proven Bed Bug Mattress Encasements prevent bed bugs from:

- ◆ Entering
- ◆ Escaping
- ◆ Biting through

They are:

- ◆ Waterproof
- ◆ Guaranteed 100% pesticide free
- ◆ Easy to use
- ◆ Cool and comfortable to sleep on
- ◆ Bite proof on all six sides
- ◆ Easy to install with our three sided zipper



ACTUAL SIZE ADULT BED BUG
(APPROXIMATELY 1/4 INCH IN LENGTH)



©University of Kentucky

©University of Kentucky

Protect-A-Bed® **Miracle Membrane®** Technology

Protect-A-Bed's Mattress Encasements are manufactured with leading technology in bed bug bite proof material. This material is known as the Miracle Membrane®.

The Miracle Membrane® does much more than just prevent bed bugs from biting through, it also increases the sanitation of the bedding by being:

- Waterproof
- Air Vapor Porous
- An Allergen Barrier
- A Dust Mite Barrier



INTRODUCING **BUG LOCK®** **Secure Seal®**
PATENTED

BUG LOCK® **Secure Seal®**
with 3-sided zipper system and allergy flap


Finally, a bedding ENCASEMENT that's not just Bed Bug Proof but **CUSTOMER PROOF!**

The original Bed Bug Proof Encasement with Patented BugLock®

PROTECT-A-BED
Every Mattress Needs Protection

Bug Lock® with Secure Seal® and 3-sided Zipper System

Every one of our encasements features a patented enclosure system that incorporates a sealed safety trench that is stitched around the typically vulnerable zipper clasp, as well as micro-zipper teeth for an extra tight seal.

The scientifically proven system is known as . This locking mechanism is a major component to Protect-A-Bed's success in providing complete protection against allergens, dust mites, and the prevention of the entry and escape of bed bugs.



The Key Features Include:



Micro-Zipper Teeth
The micro-zipper teeth used in Protect-A-Bed's encasements are specifically designed to prevent bed bugs from weaving their way through the closed zipper.



Patented Buglock® - Stitched Safety Trench
The stitched safety trench is sealed around the end clasp of the zipper which is typically vulnerable due to its inability to fully close. The safety trench is designed with raised padding underneath the end stop which creates an impassable seal. The seal prevents passage of bed bugs into or out of the encasement even if the zipper clasp pulls away from the end stop.



Secure Seal®
Secure Seal consists of a "zip tie" which attaches to the zipper as well as an added tie down point on the encasement. This means that under no condition or abuse will the zipper pull away from the end clasp. Secure Seal locks the encasement onto bedding ensuring that it is not prematurely removed or removed by non-authorized personnel.

Product Profiles



AllerZip® Terry Mattress Encasement
Made with a 80% cotton 20% polyester terry sleep surface and featuring Miracle Membrane® and Bug Lock® with Secure Seal®. AllerZip Terry Mattress Encasements provide an effective barrier to prevent the migration of bed bugs into or out of the Mattress.



AllerZip® Terry bed bug mattress encasements are:

- Bed bug entry proof
- Bed bug escape proof
- Bed bug bite proof
- Guaranteed 100% pesticide free
- Air vapor porous
- Waterproof and super absorbent

- Dust mite barrier
- Hypoallergenic
- Cool to sleep on

AllerZip® Terry fabric is great for:

- Single-family homes
- Condos
- Vacation rentals
- Upscale hotels
- Bed and breakfasts



AllerZip® Smooth Mattress Encasement
Made with a 100% polyester material and featuring Miracle Membrane® and Bug Lock® with Secure Seal®, AllerZip Smooth is effective against the entry and escape of bed bugs and dust mites.



AllerZip® Smooth bed bug mattress encasements are:

- Bed bug entry proof
- Bed bug escape proof
- Bed bug bite proof
- Guaranteed 100% pesticide free
- Air vapor porous
- Waterproof and absorbent

- Dust mite barrier
- Hypoallergenic
- Cool to sleep on

AllerZip® Smooth's commercial grade fabric is great for:

- Motels
- Dorm Rooms
- Hotels
- Public Housing
- Barracks & Camps
- Hospitals



Product Profiles

BED BUG PROOF Box Spring Encasement Non-Woven Fabric

Protect-A-Bed's Non-Woven Box Spring Encasement is an economical and effective method of preventing the spread of bed bugs into or out of the box spring.

The Non-Woven Box Spring Encasement should be used on every box spring. Please note that the Non-Woven Box Spring Encasement is not bed bug bite proof or waterproof and must not be used on mattresses.

Bed Bug Proof Box Spring Encasement is:

- Bed bug entry proof
- Bed bug escape proof
- Economical



BUGLOCK® Mattress Encasement Non Woven Fabric

Protect-A-Bed's BUGLOCK® Mattress Encasement is manufactured with a *non-woven extruded fabric which provides a barrier against bed bugs. Our BUGLOCK® Encasement is the perfect professional grade solution for customers who are suffering economic stress.

BUGLOCK® Encasement is great for:

- Housing Authority
- Low-income housing
- HUD housing
- Shelters



*It is important to note the BUGLOCK® encasement is only waterproof and bite proof on the top layer and does not stretch but has fixed sizing.

Product Profiles

ALLERZIP® PILLOW ENCASEMENT AllerZip Pillow Protectors

Protect-A-Bed® AllerZip Pillow Protectors with Bug Lock® are ideal for chronic allergy sufferers by providing a protective barrier against allergens, dust mites and bed bugs.

AllerZip Pillow Protectors not only offer the ultimate allergy and bed bug protection, but they are air vapor porous, waterproof and absorbent. Protect-A-Bed® pillow protectors are cool and comfortable to sleep on, combining comfort with restorative, allergy-free sleep. For ultimate convenience, AllerZip pillow protectors are machine washable and can be tumble dried.

Two types: **AllerZip Terry** and **AllerZip Smooth**



Mattress or Box Spring Storage or Disposal Bag

Allows for the removal of infested mattresses and box springs without spreading bed bugs throughout the environment.

- Extra strength storage or transportation bag
- Easy to install, waterproof and available in 2 sizes
- Keeps your mattress and box spring clean during transportation or while in storage
- Use to dispose of a bed bug infested mattress or box spring

Sizes:

- **Large size fits:** Twin, Twin XL, Full and Full XL
- **Extra large size fits:** Queen, King and California King



Protect-A-Bed® Encasements

Protect-A-Bed's Encasements are manufactured with different color law labels to help distinguish the different sizes. The different color tags help users who may have trouble reading English.

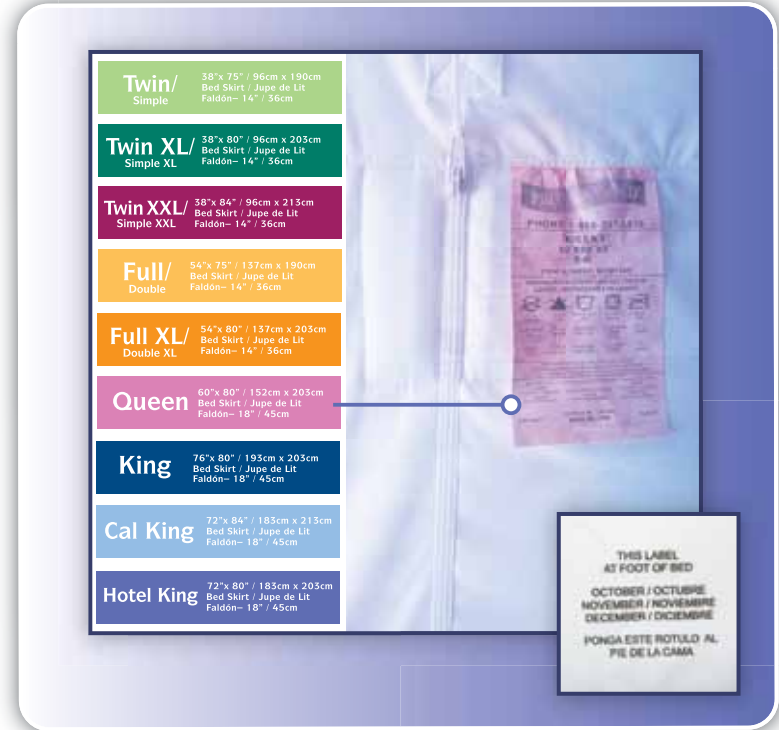
Protect-A-Bed® also prints flip instructions directly on our mattress encasements so that you will be able to identify the correct time to flip or rotate the mattress without having to remove the encasement.

Protect-A-Bed's Mattress Encasements are specifically designed to stretch in order to fit the various mattress depths on the market, making them snug but easily installed and removed.

Depth

The encasements stretch as follows:

- 6-inch will stretch to fit beds that are 4-9 inches thick
- 9-inch will stretch to fit beds that are 7-12 inches thick
- 11-inch will stretch to fit beds that are 9-14 inches thick
- 13-inch will stretch to fit beds that are 12-18 inches thick



Bed Bug Bedding Encasement

Measurement Check List Measure The Mattress Size

Length: _____

Width: _____



My Mattress Size is closest to

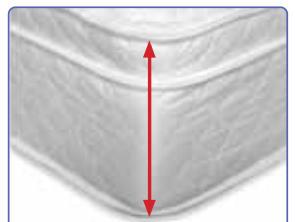
<input type="checkbox"/> Twin: 38" x 75"	<input type="checkbox"/> Queen: 60" x 80"
<input type="checkbox"/> Twin XL: 38" x 80"	<input type="checkbox"/> King: 76" x 80"
<input type="checkbox"/> Full: 54" x 75"	<input type="checkbox"/> Cal King: 72" x 84"
<input type="checkbox"/> Full XL: 54" x 80"	

Measure The Mattress Depth

Depth: _____

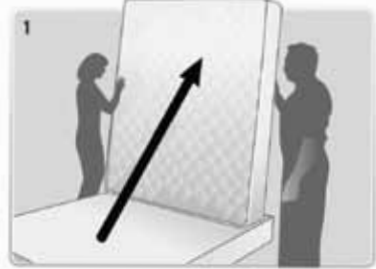
What Size Depth do you need?

<input type="checkbox"/> 6": fits beds 4-9 inches	<input type="checkbox"/> 11": fits beds 9-14 inches
<input type="checkbox"/> 9": fits beds 7-12 inches	<input type="checkbox"/> 13": fits beds 12-18 inches



<p>What type of top fabric would you like on the Mattress Encasement?</p> <p><input type="checkbox"/> Terry-Cloth (AllerZip)</p> <p><input type="checkbox"/> Smooth (AllerZip Smooth)</p> <p><input type="checkbox"/> Non Woven (Economy Encasement)</p>	<p>Do you also need a Bed Bug Box Spring Encasement?</p> <p><input type="checkbox"/> Box Spring Encasement</p>
<p>Total Number of Mattress Encasements Needed for this Size and Type: _____</p> <p>Total Number of Box Spring Encasements Needed: _____</p>	

How to properly install Protect-A-Bed® Bed Bug Encasements



Lift mattress up against the wall.



Align the corners of the cover with the corners of the mattress and pull down encasement.



Make sure that the top corners are properly aligned before closing the zipper.



Place the mattress back onto the box-spring.



Zip up the cover all around the mattress.



Close the zipper completely and attach the Secure Seal® zip tie to ensure complete bed bug protection.

Before Installing Box Spring Encasement

- Always install products with two (2) or more people.
- Always install felt strips and/or commercial grade duct tape to contact points with bed frame.
- Do NOT drag installed encasements onto bed frame or along the floor.
- BEWARE of sharp corners or points; these WILL puncture the encasement.
- Box spring corner guards may need to be taped to prevent ripping of the encasement.

Frequently Asked Questions

Can I encase just the mattress?

While encasing just the mattress will offer superior sanitation protection, encasing the mattress alone will not help with a bed bug infestation. In fact, most of a bed bug infestation will be present in the box spring, so it is always necessary to encase BOTH the mattress and the box spring.



Are the encasements washable?

Absolutely! Protect-A-Bed's encasements can be machine washed and dried. It is important to note that when washing the encasements, DO NOT use bleach or any form of bleach alternative. Also, when drying the encasements make sure the zipper is fully closed, the encasement is dried with other towels and linens, and that the setting of the dryer is on MEDIUM. NOTE: Only remove the encasements to wash in a PRE-INFESTATION setting. Never remove the encasements in a POST-INFESTATION setting.

Can I use chemicals on the mattress prior to encasing them?

All commercially available chemicals can be used prior to encasing the bedding. However, allow the chemical agent to sufficiently dry before covering the bedding.

Why is it important to measure the mattress depth?

Encasements not only prevent bed bugs from entering or escaping the mattress and box spring, but also make the inspection job easier and quicker. If the encasement used is not as snug as possible, seams and folds will appear in the loose fabric, which creates hiding spots for bed bugs and their eggs. So always make sure you use the correct size encasement and not a "one size fits all" model.



*Bed bug control can only be maintained through a comprehensive treatment strategy that incorporates a variety of techniques and vigilant monitoring. Proper use of a Protect-A-Bed® mattress encasement is only one of the components in the strategy to eliminate bed bugs.

DON'T LET THE BED BUGS BITE!



Protect-A-Bed® Endorsements



- ◆ Are certified bed bug proof
- ◆ Are FDA-approved as a Class I medical device
- ◆ Earned the Good Housekeeping seal
- ◆ Won the 2007 Editor's Choice award at the 50th Annual 2007 Hotel/Motel and Restaurant Show

PROTECT·A·BED®

Every Mattress Needs Protection™

Protect-A-Bed®
3600 Woodhead Drive
Northbrook, IL 60062
T: (866) 297-8836
F: (847) 998-6919

